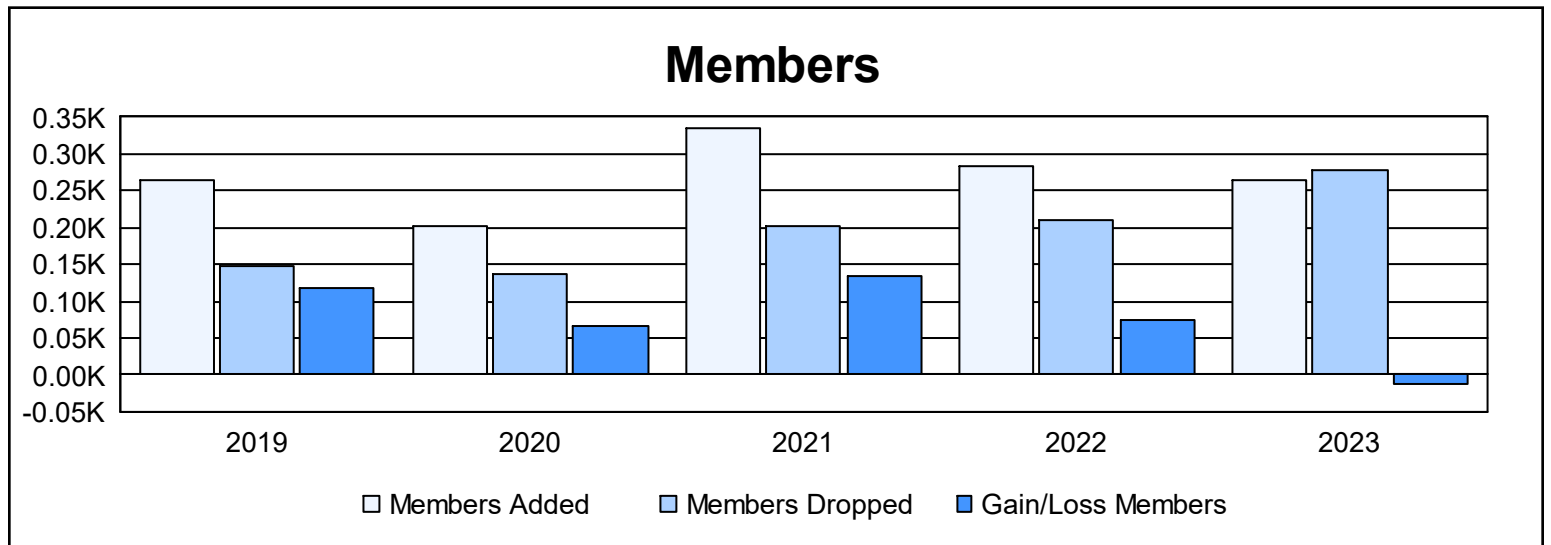
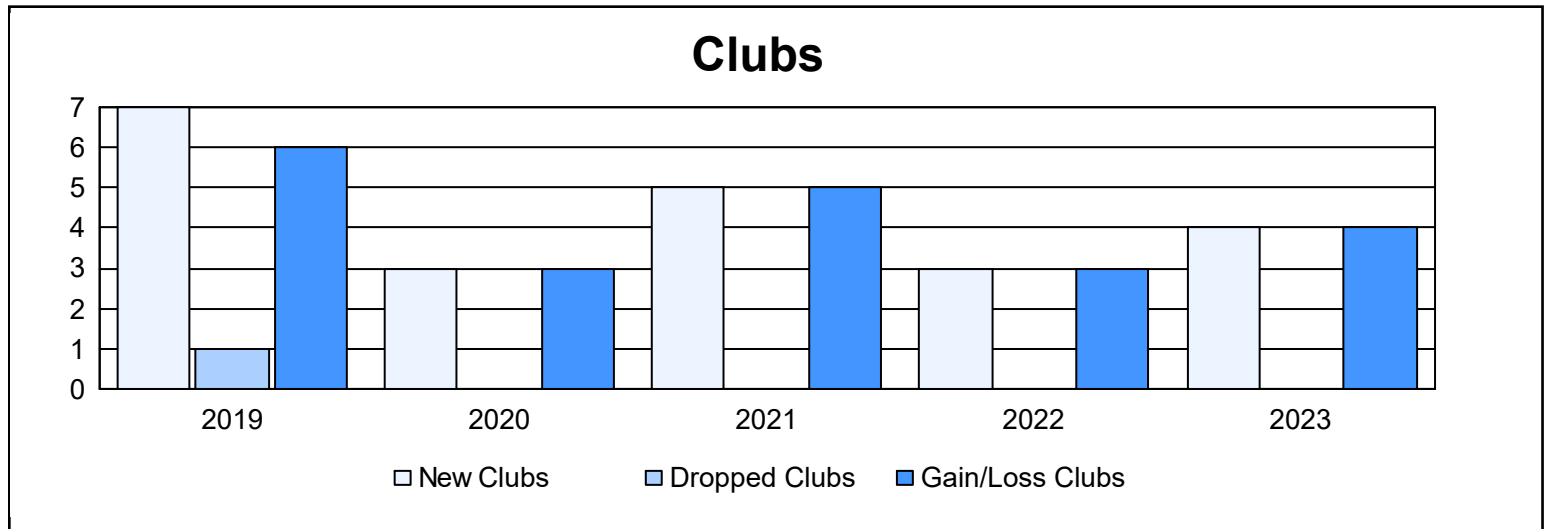
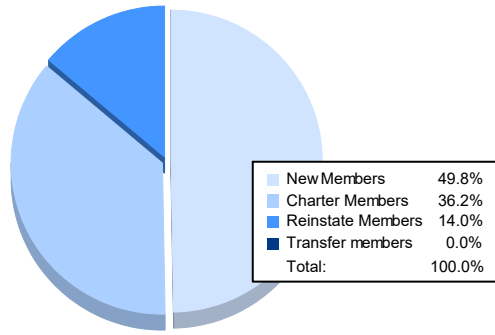


| Year | New Clubs | Dropped Clubs | Gain/ Loss Clubs | New Members | Charter Members | Reinstate Members | Transfer Members | Total Member Added | Total Members Dropped | Gain/ Loss Members |
|----------------|-----------|---------------|------------------|-------------|-----------------|-------------------|------------------|--------------------|-----------------------|--------------------|
| 2018-2019 | 7 | 1 | 6 | 106 | 152 | 3 | 3 | 264 | 147 | 117 |
| 2019-2020 | 3 | 0 | 3 | 123 | 66 | 14 | 0 | 203 | 137 | 66 |
| 2020-2021 | 5 | 0 | 5 | 209 | 115 | 7 | 3 | 334 | 201 | 133 |
| 2021-2022 | 3 | 0 | 3 | 202 | 68 | 12 | 2 | 284 | 209 | 75 |
| 2022-2023 | 4 | 0 | 4 | 132 | 96 | 37 | 0 | 265 | 278 | -13 |
| Average | 4 | 0 | 4 | 154 | 99 | 15 | 2 | 270 | 194 | 76 |



Membership Composition June 2023 Cumulative



Gender Composition June 2023 Cumulative

